Code: 600302QD

technical specifications

MINI SQUARE

Thermostatic Fixed/Flexi Shower Kit

Pack consists of:

1 x 600V32QD Thermostatic Shower valve
made up of:
1 x 35830QD Trim Set
1 x 3580017 Valve Rough

1 x 055SQ Square shower handset
1 x 048 Shower Hose
1 x 088SSQ Square Wall Outlet
1 x 3450184.A Slim Slider Bar

1 x 142 Vastus Head & Wall Arm
made up of:
1 x 140 Vastus Fixed Head
1 x 046 wall arm

CIFIAL

www.cifial.co.uk
cifialuk@btconnect.com

dimensions mm

código / code: 35832QD-xxx

Style 25 QUADRA

Termostática embutida 3 furos c/ controlo de volume
3 Holes 3/4” thermostatic valve with integral volume control

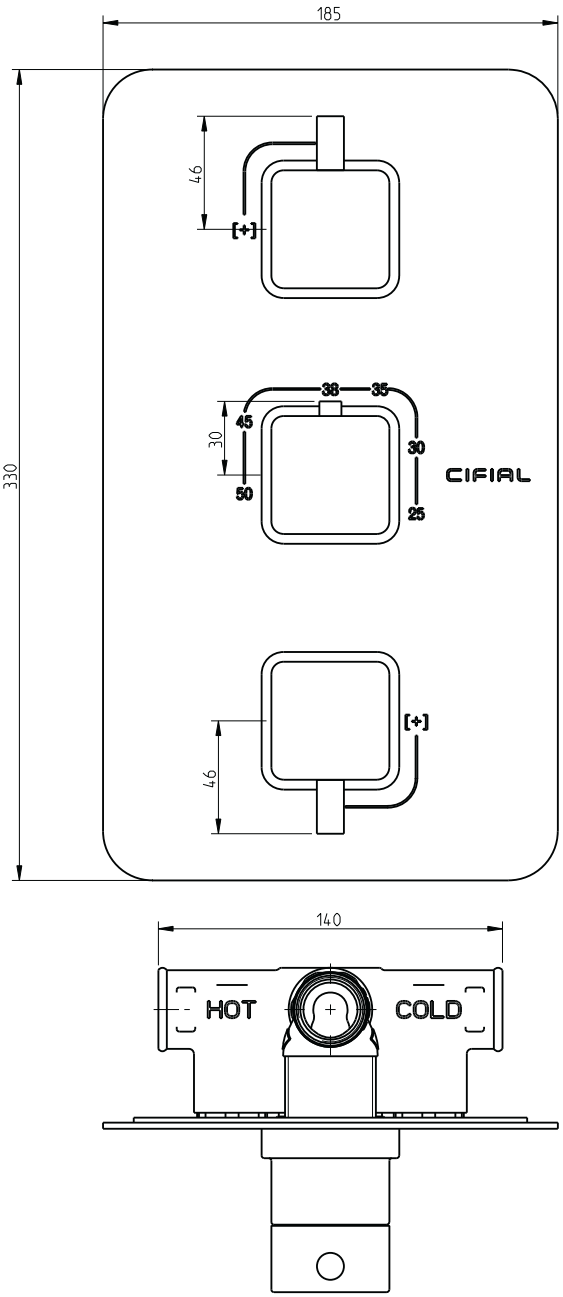

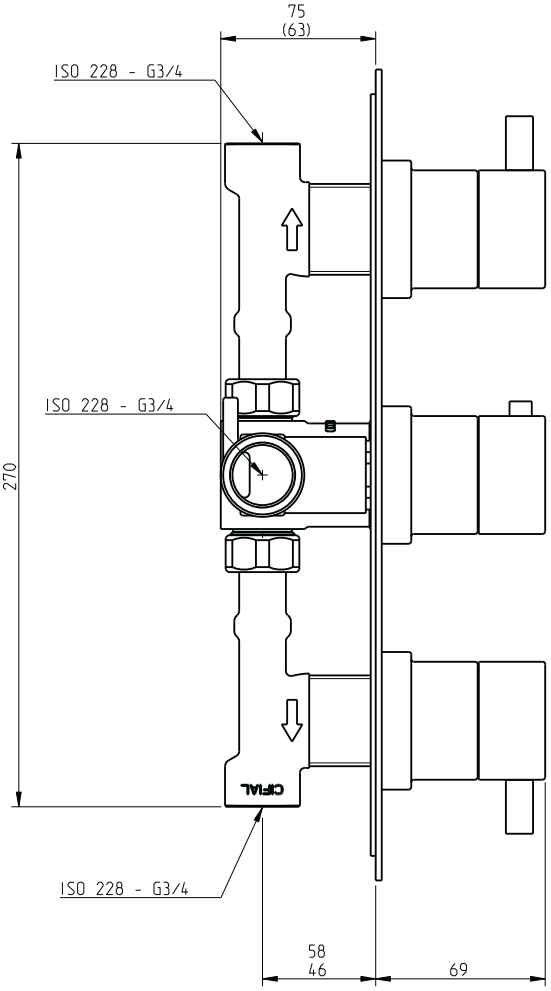

www.cifial.pt | cifial@cifial.pt
cifial@cifial.es
www.cifial.co.uk | sales@cifial.co.uk
www.cifialusa.com
www.cifial.pl | cifial@cifial.pl

dimensões / dimensions mm

5685154
983QD010D00

instruções de instalação
technical specifications

código / code: 35832QD-xxx

nota/note: xxx representa diferentes acabamentos
xxx represent different finishes

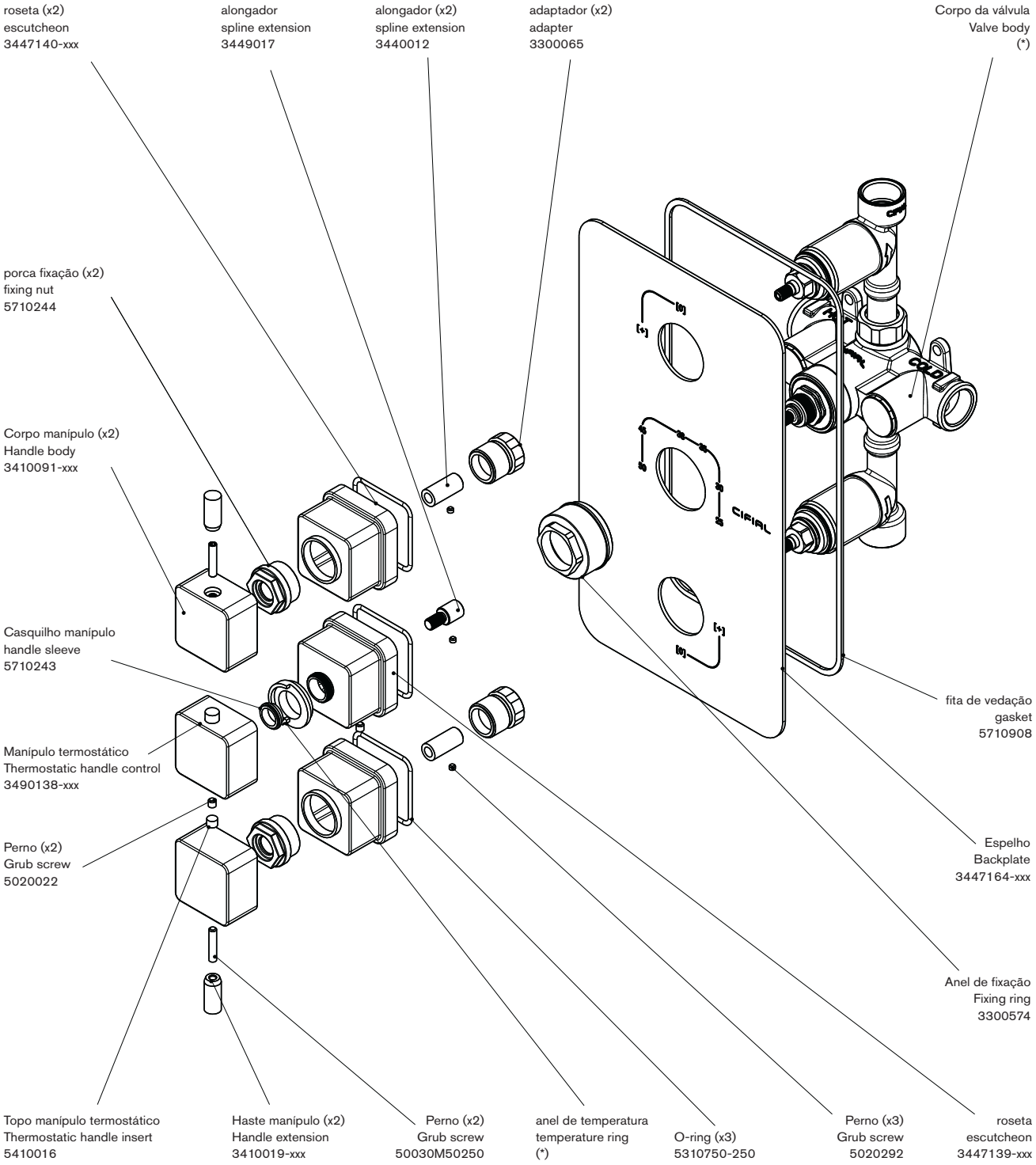

COMPLETE **BATH** SOLUTIONS

www.cifial.pt | cifial@cifial.pt
cifial@cifial.es
www.cifial.co.uk | sales@cifial.co.uk
www.cifialusa.com
www.cifial.pl | cifial@cifial.pl

Notas / Notes:

1) Na instalação, alinhar o ponto vermelho do anel limitador de temperatura com o número 38 impresso no espelho.
The red dot on the temperature limit ring must be aligned with the number 38 on the back plate.

2) (*) Não fornecida com o conjunto
(*) Not supplied with trim

3) xxx indica o código do acabamento.
xxx represent different finishes.

apertar/desapertar
tighten/untighten
haste manípulo
handle extension



Instalador: Por favor entregue todas as instruções que acompanham este produto ao seu proprietário.

Installer: Please leave all leaflets with the building owner to file for future reference

5665154
983QD010D00

código / code: 35832QD-xxx

PT

operação

Os manípulos superior e inferior abrem, fecham e regulam o caudal da água.
O manípulo no meio controla a temperatura da água misturada.
A temperatura da água considerada confortável está entre os 32°C e 38°C, mas a possibilidade de regulação vai dos 26°C até aos 50°C.
O anel limitador de temperatura evita queimaduras acidentais não permitindo que o manípulo seja rodado para além dos 38°C. No caso de se pretender ultrapassar aquela temperatura, deve premir-se o botão e rodar o manípulo no sentido contrário dos ponteiros do relógio.
Para prevenir queimaduras, deve assegurar-se que o manípulo seja recolocado numa posição anterior ao batente de segurança (= ou <38°C).

regulação da válvula termostática (só quando necessário)

1. Remover o manípulo de regulação de temperatura.
2. Confirmar se o anel limitador de temperatura na haste da válvula termostática apresenta a marca vermelha coincidente com a marca 38°C gravada no espelho; se não estiver corrigir a posição.
3. Abrir o manípulo de regulação de caudal, deixar a água correr, e verificar com a ajuda de um termómetro a temperatura da água. Aquando da calibração, é aconselhável a escolha de uma temperatura que ronde os 38°C. Para o conseguir, rodar a haste da válvula termostática no sentido dos ponteiros do relógio para aumentar a temperatura ou vice versa. Para rodar a haste, pode utilizar o manípulo termostático carregando no botão, se necessário.
4. Estando a temperatura a 38°C aplicar o manípulo no sistema alinhando o botão com a marcação 38°C.
5. A válvula termostática fica assim calibrada, conforme os seus próprios requisitos de funcionamento.
6. Aperte o manípulo termostático com o parafuso respectivo.

nota: Recomendamos que regularmente se rode o manípulo de regulação de temperatura entre os limites máximo e mínimo, premindo o botão de segurança e com a misturadora aberta. Desta forma evitam-se incrustações de calcário que podem bloquear o cartucho termostático.

EN

operation

The upper and lower handle turns on and off the water and controls the flow rate.
The middle handle controls only the mixed water temperature.
The confort zone is in the range from 32°C to 38°C, but total range is 26°C to 50°C.
Protection against scalding stops the rotation of the handle at 38°C. If water above 38°C is desired, press on the button and turn the knob counterclockwise, to prevent scalding, ensure that the handle is left in a previous position (= or <38°C).

thermostatic valve regulation (only when needed)

1. Remove the thermostatic handle control.
2. Confirm if the temperature limit stop on the spindle present its red mark coincident with the mark 38°C on the back plate; if not amend position.
3. Open the flow control valve, let the water run, and check by a thermometer the actual temperature delivered by the valve.
It is advisable that you choose a temperature of 38°C when reseting the calibration. To accomplish that, rotate the spindle counterclockwise to increase the temperature or vice-versa. To rotate the spindle, you can use the thermostatic handle control while depressing the button, if necessary.
4. Achieving the temperature of 38°C, apply the handle aligning the button with the mark 38°C.
5. Valve setting is now calibrated according to your own operating conditions.
6. Secure the thermostatic handle control with the grub screw.

note: It's recommended that you rotate the thermostatic control handle between the maximum and minimum limits, by pressing security button, and with the water running. This way you prevent limestone incrustation, that could block up the thermostatic cartridge.

2.
Marca vermelha orientada para os 38°C
Red mark aligned to the mark 38°C

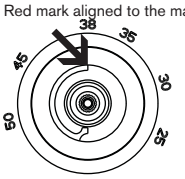

3.

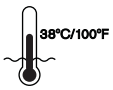

4.
Botão limitador contra-queimaduras
Anti-scalding button

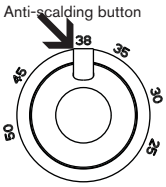

COMPLETE
BATH
SOLUTIONS

www.cifial.pt | cifial@cifial.pt
cifial@cifial.es
www.cifial.co.uk | sales@cifial.co.uk
www.cifialusa.com
www.cifial.pl | cifial@cifial.pl

5685154
983QD010D00

Code: 055SQ

technical specifications

SQUARE

flexi shower handset

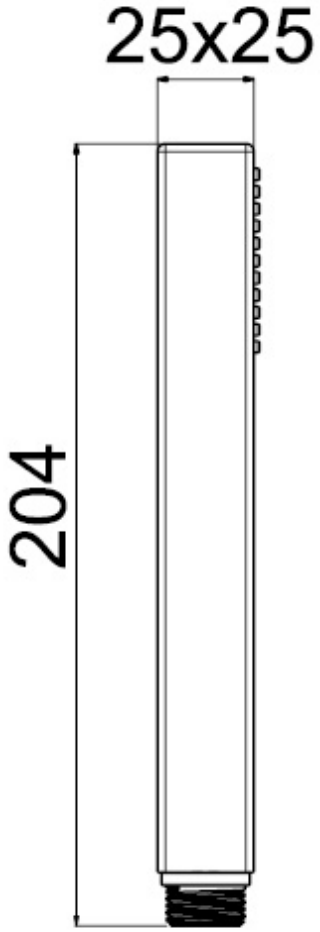

CIFIAL

www.cifial.co.uk
cifialuk@btconnect.com

dimensions mm

Code: 088SSQ

SQUARE

wall outlet

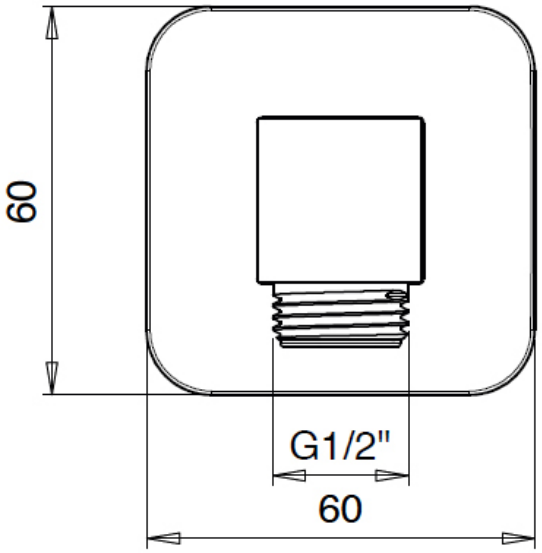

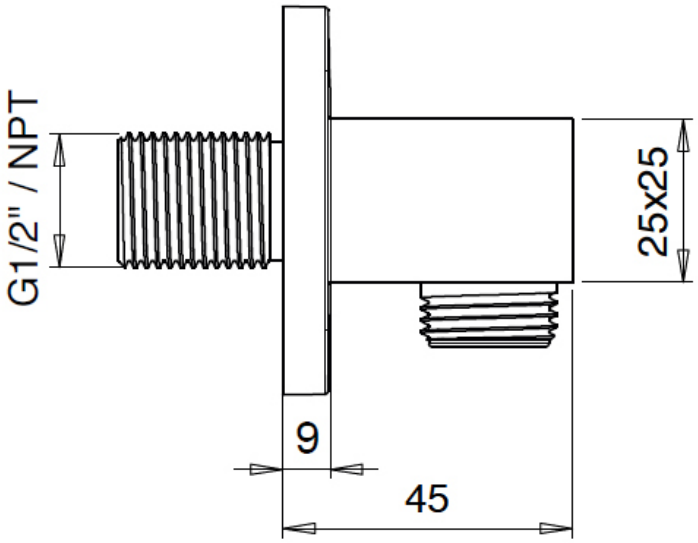

CIFIAL

www.cifial.co.uk
cifialuk@btconnect.com

dimensions mm

SLIM

820mm Shower Slider Bar

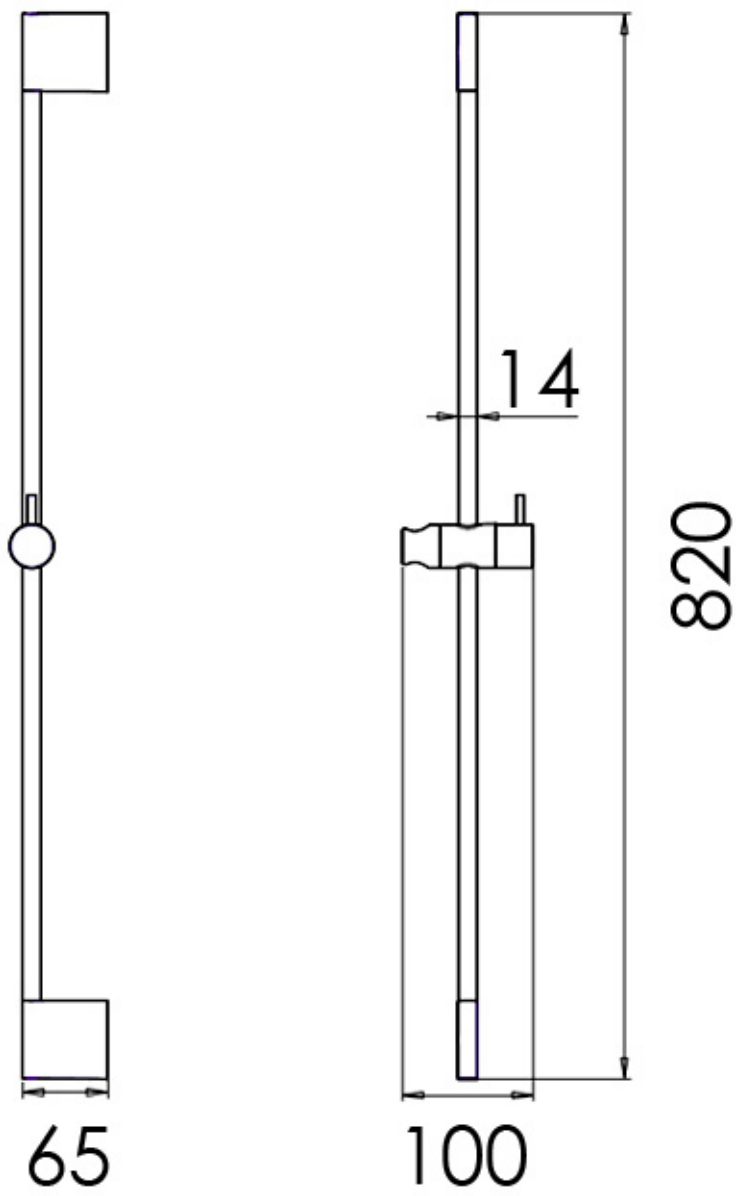

CIFIAL

www.cifial.co.uk
cifialuk@btconnect.com

dimensions mm

Code: 3450184.A

technical specifications

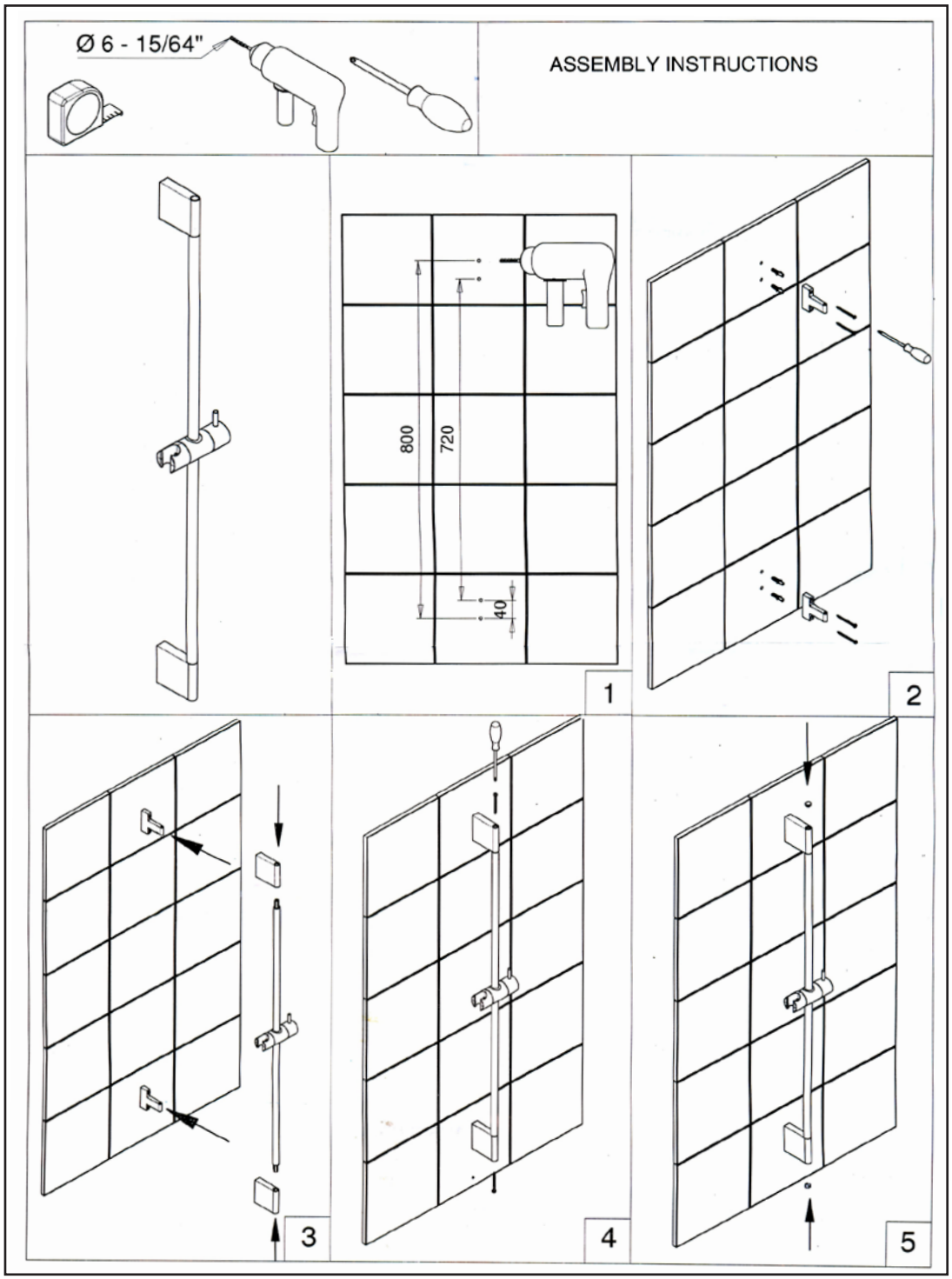

CIFIAL

www.cifial.co.uk
cifialuk@btconnect.com

dimensions mm

VASTUS 180mm

Fixed Head & wall arm

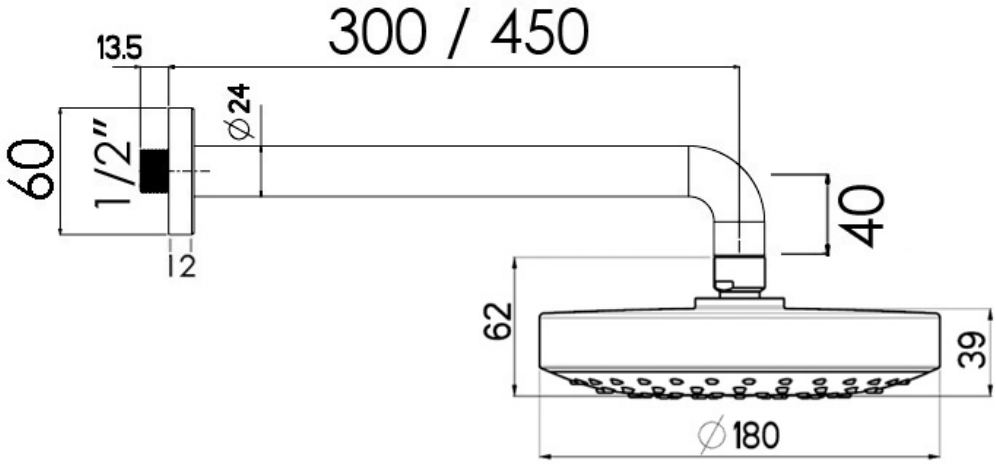

CIFIAL

www.cifial.co.uk
cifialuk@btconnect.com

dimensions mm