Instruções de instalação / Installation Instructions

TH251

32217T2-XXX
32218T2-XXX

Passador esquadria 3/4" direito / esquerdo

Corner valve 3/4" right / left

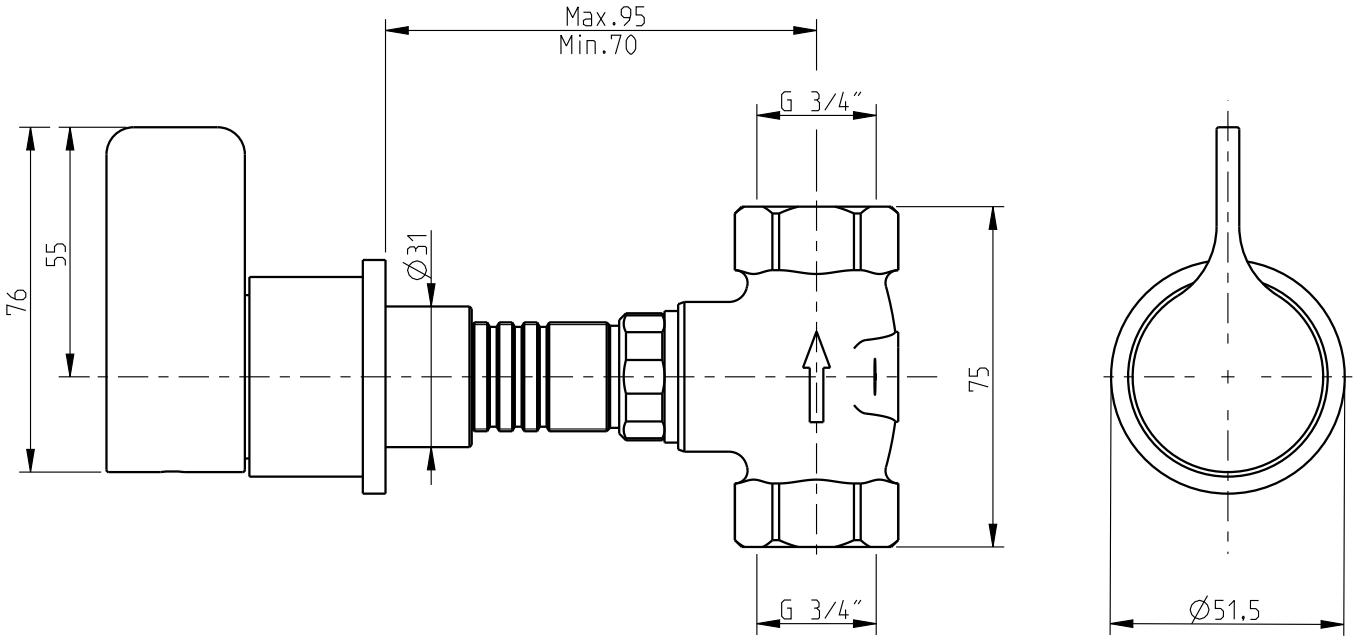

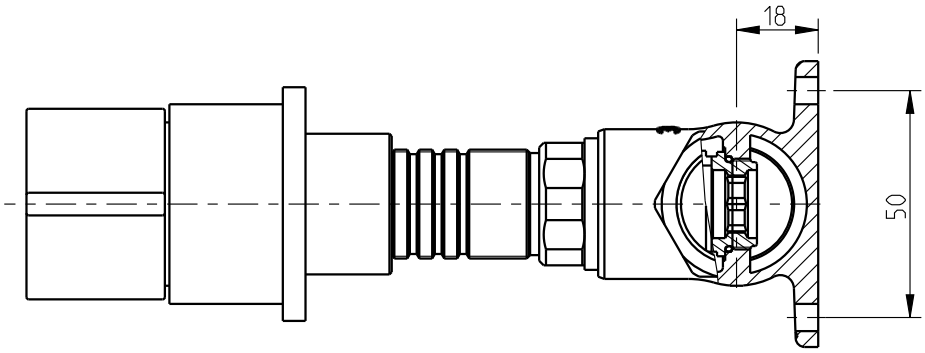

Nota/Note:

xxx representa diferentes acabamentos
xxx represents different finishes

Instalador/Installer:

Por favor entregue todas as especificações que acompanham o produto ao seu proprietário.
Please leave all leaflets with the building owner to file for future reference.

dimensões/dimensions: mm

COMPLETE BATH SOLUTIONS

www.cifial.pt | cifial@cifial.pt
www.cifialusa.com
www.cifial.co.uk | sales@cifial.co.uk
www.cifial.pl | cifial@cifial.pl
www.cifial.es | cifial@cifial.es

CIFIAL

5866199
983T2023D01

Instruções de instalação / Installation Instructions

TH251

32217T2-XXX
32218T2-XXX

Passador esquadria 3/4" direito / esquerdo
Corner valve 3/4" right / left

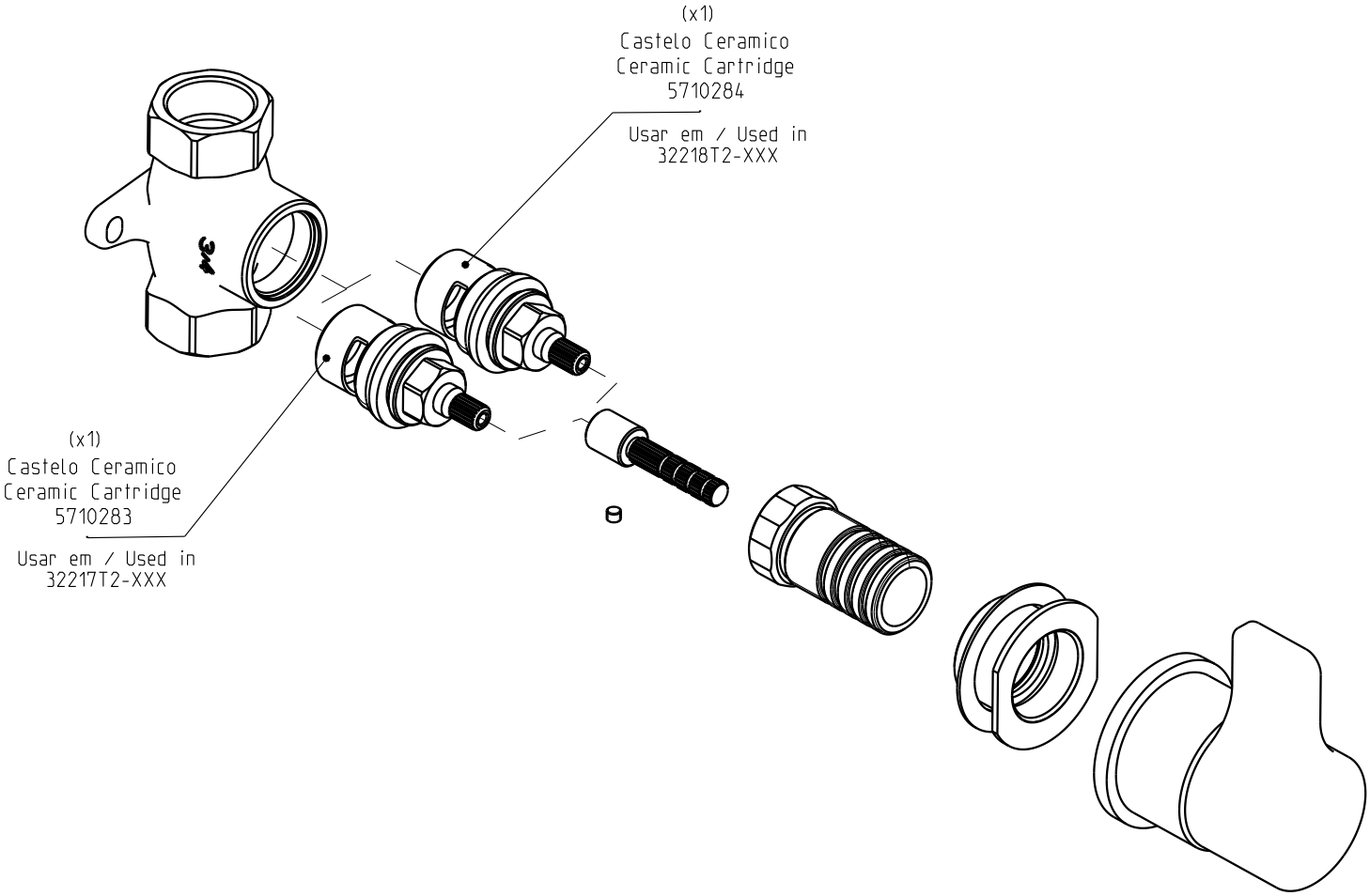

Nota/Note:

xxx representa diferentes acabamentos
xxx represents different finishes

Instalador/Installer:

Por favor entregue todas as especificações que acompanham o produto ao seu proprietário.
Please leave all leaflets with the building owner to file for future reference.

COMPLETE BATH SOLUTIONS

www.cifial.pt | cifial@cifial.pt
www.cifialusa.com
www.cifial.co.uk | sales@cifial.co.uk
www.cifial.pl | cifial@cifial.pl
www.cifial.es | cifial@cifial.es

CIFIAL

5666199
983T2023D01

Instruções de instalação / Installation Instructions

TH251

32217T2-XXX
32218T2-XXX

Passador esquadria 3/4" direito / esquerdo

Corner valve 3/4" right / left

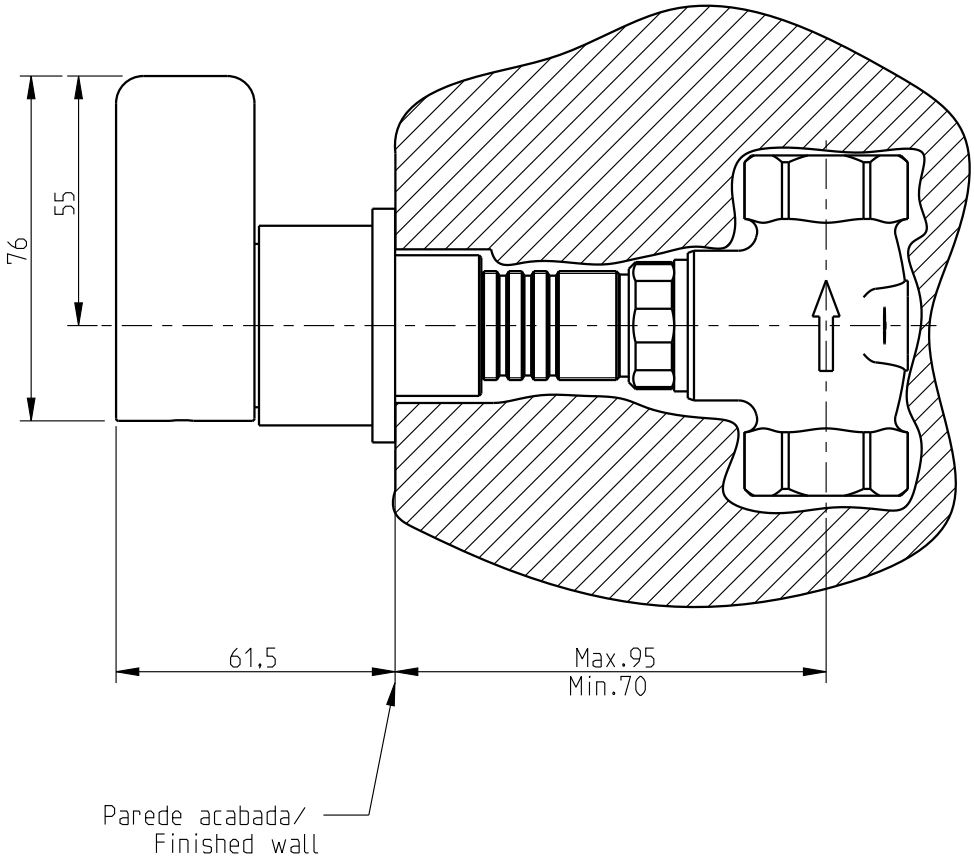

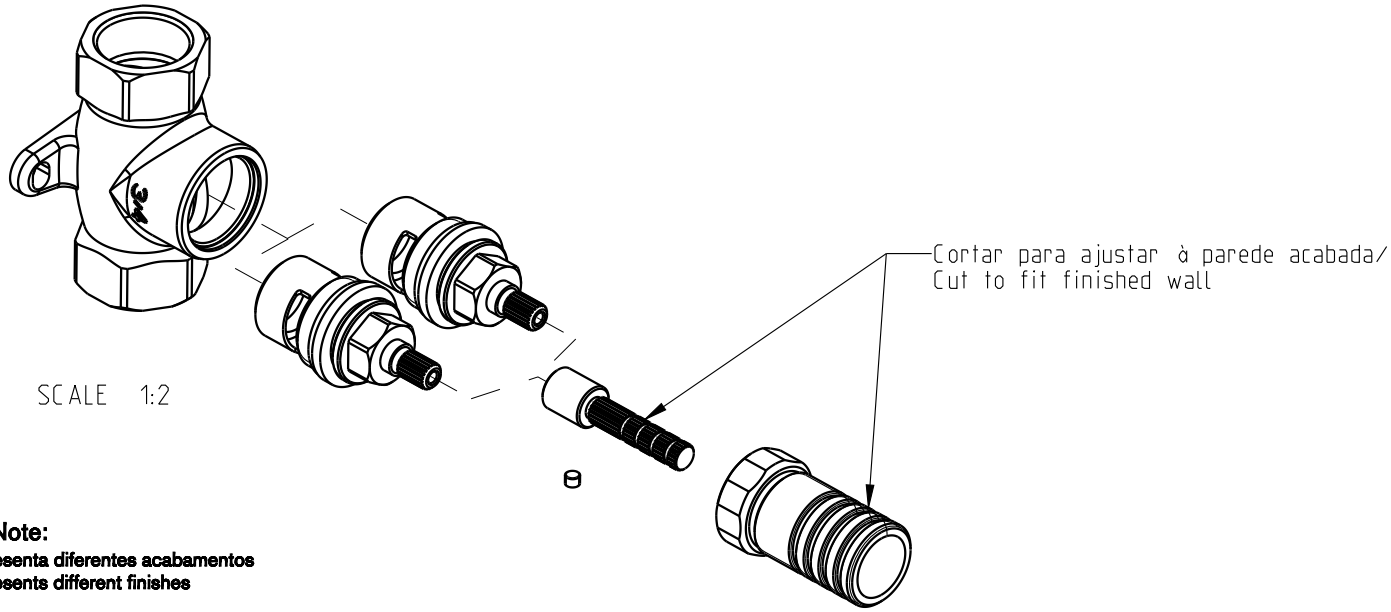

Nota/Note:

xxx representa diferentes acabamentos
xxx represents different finishes

Instalador/Installer:

Por favor entregue todas as especificações que acompanham o produto ao seu proprietário.
Please leave all leaflets with the building owner to file for future reference.

dimensões/dimensions: mm